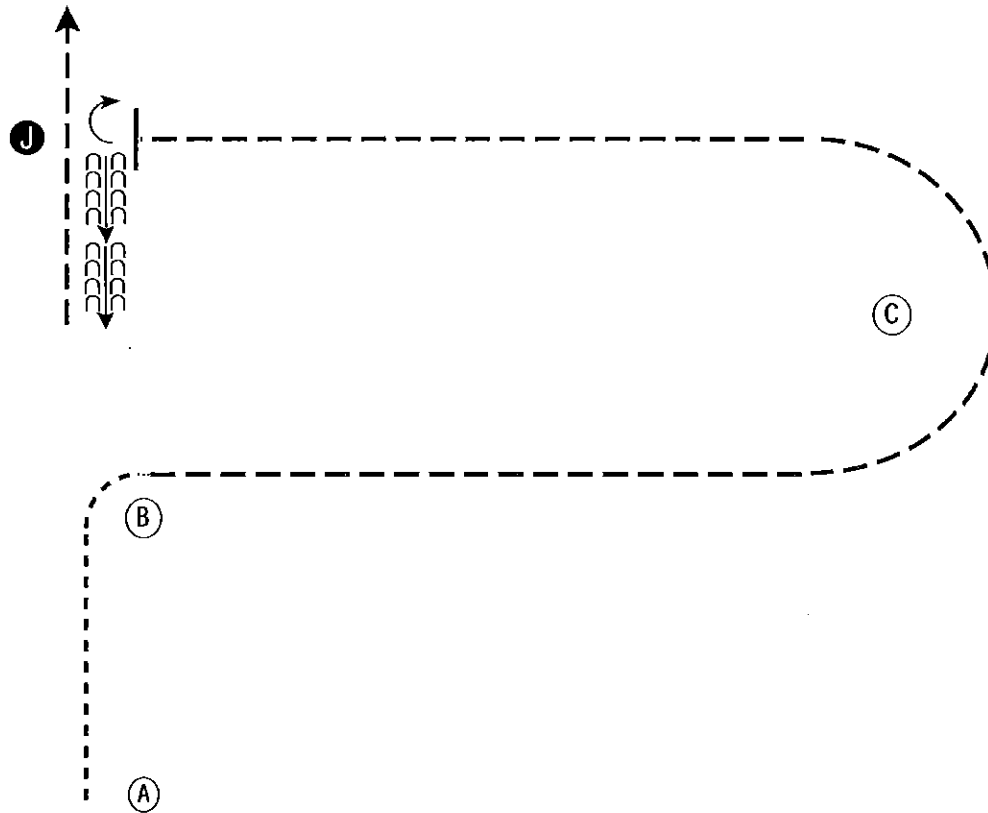


WESTERN CUP Introductory Show

Ruitershoeve

Showmanship Beginners

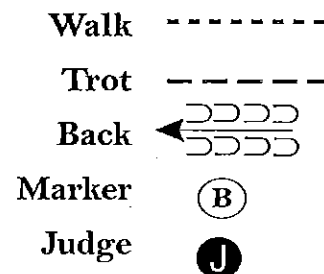
Show Date: 09/25/2022



Be ready at A.

1. Walk to and around B.
2. Trot from B around C to the Judge.
3. Stop and set up for inspection.
4. When dismissed perform a 90 degree turn and back until even with C.
5. Trot to the line-up.

Follow the instructions of your ring steward.



[S/1-28]

Pattern Provided by:
Iris Van Rompaey

WWW.HORSESHOWPATTERNS.COM

WWW.HORSESHOWPATTERNS.COM

WESTERN CUP Introductory Show

Ruitershoeve

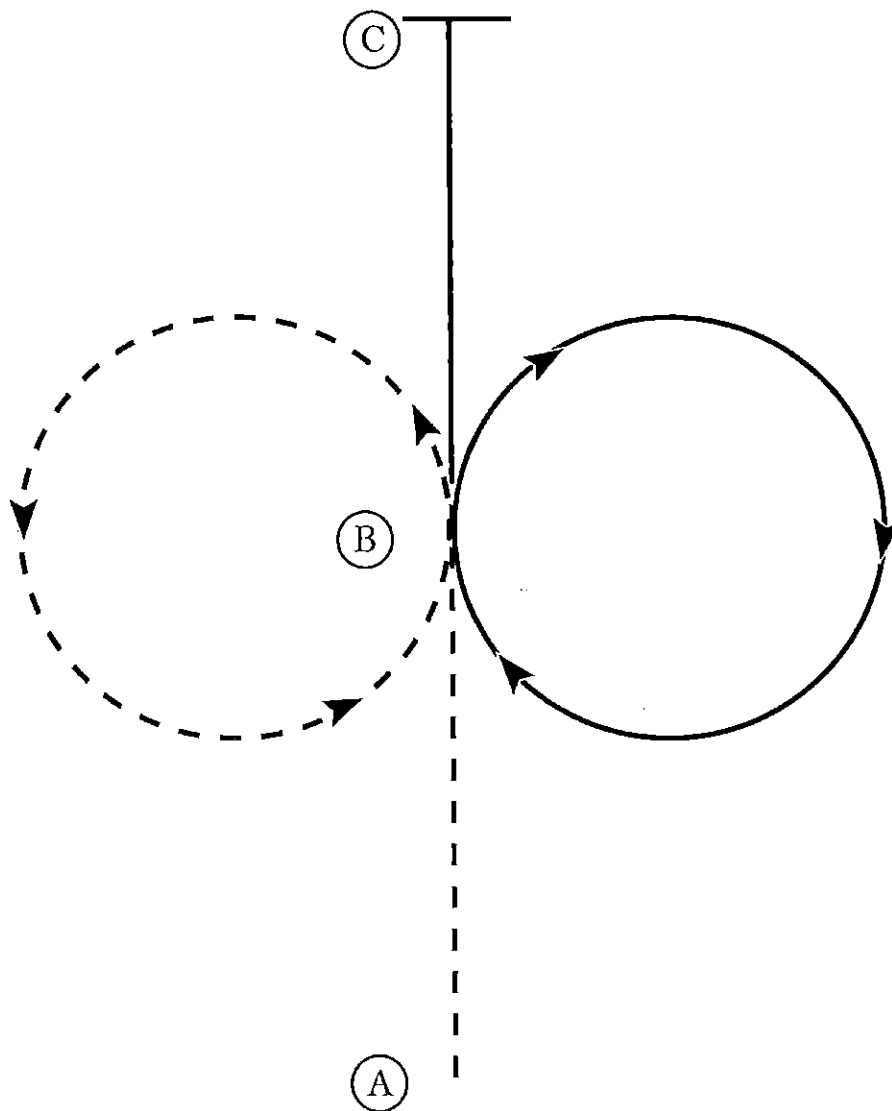
Horsemanship Beginners

Show Date: 09/25/2022

W W W . H O R S E S H O W P A T T E R N S . C O M

W W W . H O R S E S H O W P A T T E R N S . C O M

1. Jog A to B
2. At B jog a circle to the left
3. At B lope a circle to the right on the right lead
4. Continue the lope to C
5. At C stop



Walk
Jog	- - - - -
Extended Jog	— — — — —
Lope	—————
Leg Yield	
Lead Change	↙ ↘
Back	← 55555
Marker	⊙ B
Sidepass	← - - - - - →

[WH/1-9]

Pattern Provided by:
Iris Van Rompaey

WESTERN CUP Introductory Show

Ruitershoeve

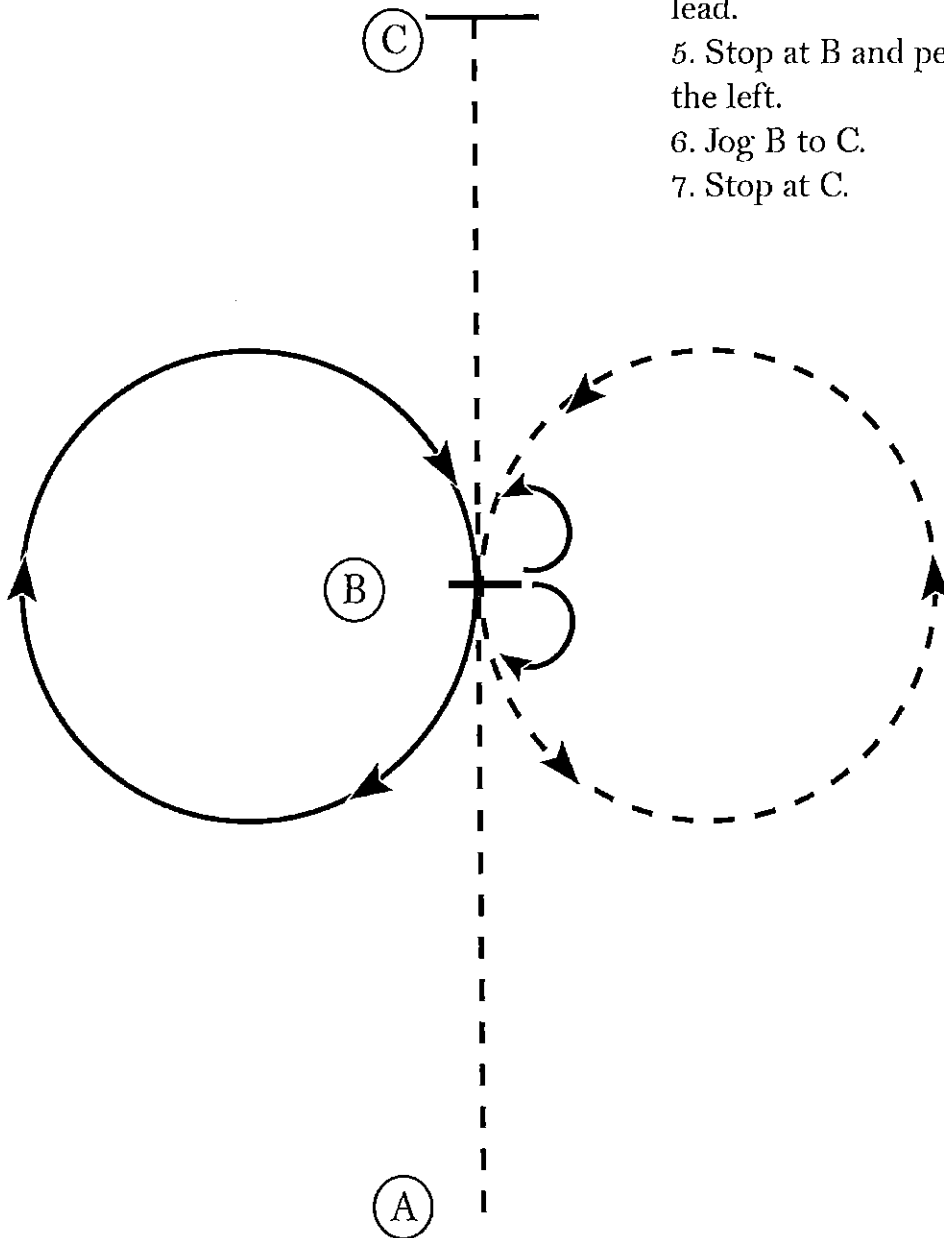
Horsemanship Amateur

Show Date: 09/25/2022

W W W . H O R S E S H O W P A T T E R N S . C O M

W W W . H O R S E S H O W P A T T E R N S . C O M

1. Jog A to B.
2. Stop at B and perform a 180 degree turn to the right on the hindquarters.
3. Jog a circle to the left.
4. At B lope a circle to the right on the right lead.
5. Stop at B and perform a 180 degree turn to the left.
6. Jog B to C.
7. Stop at C.



Walk
Jog	-----
Extended Jog	— — — — —
Lope	—————
Leg Yield	
Lead Change	↗ ↘
Back	←←←←←
Marker	⊙ (B)
Sidepass	←-----

[WH/1-10]

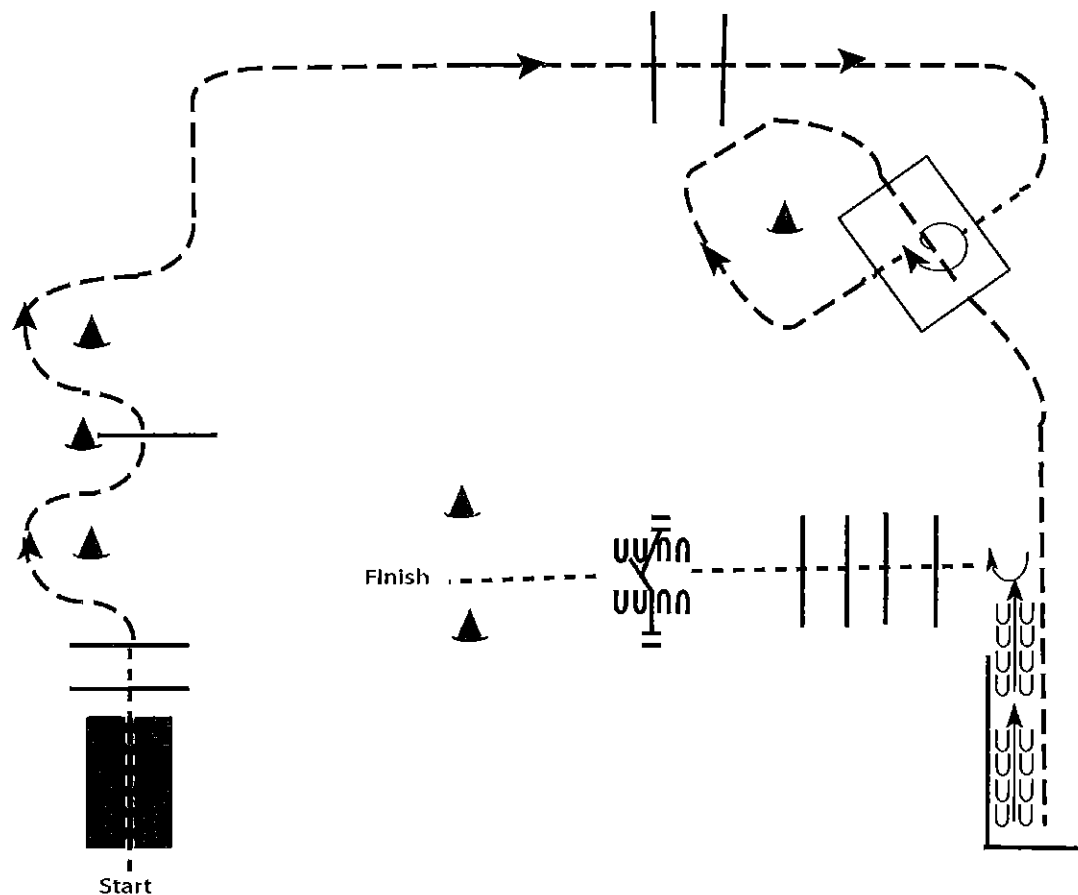
Pattern Provided by:
Iris Van Rompaey

WESTERN CUP Introductory Show

Ruitershoeve

Trail In hand

Show Date: 09/25/2022



1. Walk over bridge and over poles.
2. Jog through serpentine and over pole.
3. Continue to jog over poles.
4. Break to a walk and walk into box. Turn a full turn to the right and walk out of box.
5. Jog through box and into chute
6. Back out of chute
7. Turn 90 degrees and walk over poles to gate
8. Work gate and walk to finish

Walk	-----
Jog	-----
Extended Jog	-----
Lope	—————
Leg Yield	
Lead Change	—/—
Back	←←←←
Marker	⊙ B
Sidepass	←-----→

www.horsecuppatterns.com

www.horsecuppatterns.com

[T/1-6]

Pattern Provided by:
Iris Van Rompaey

WESTERN CUP Introductory Show

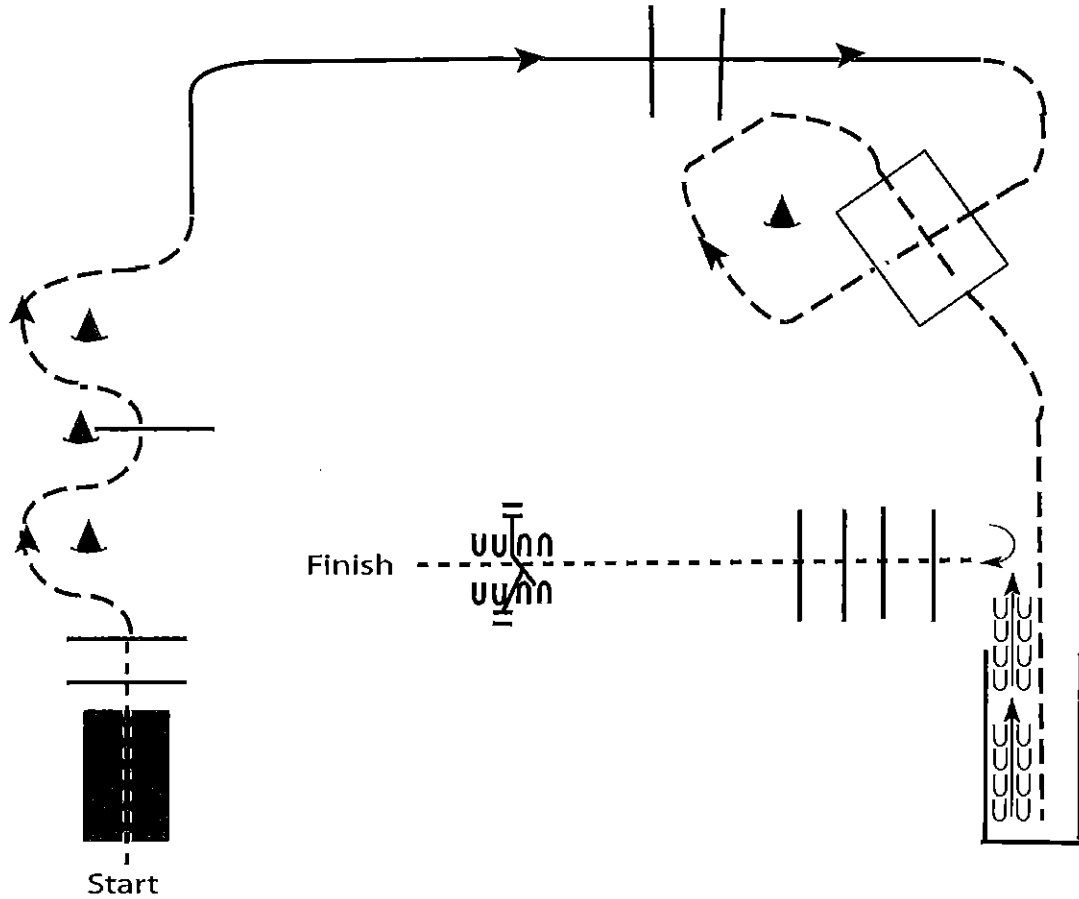
Ruitershoeve

Trail Beginners

Show Date: 09/25/2022

W W W . H O R S E S H O W P A T T E R N S . C O M

W W W . H O R S E S H O W P A T T E R N S . C O M



Be ready at start.

1. Walk over bridge and over poles.
2. Jog through serpentine and over pole.
3. Lope on the right lead over poles.
4. Jog through box and into chute.
5. Back out of chute.
6. Turn 90 degrees and walk over elevated poles.
7. Work gate with left hand.

Walk	-----
Jog	- - - - -
Extended Jog	- - - - -
Lope	—————
Leg Yield	/
Lead Change	/
Back	\
Marker	ⓑ
Sidepass	←-----→

[T/1-6]

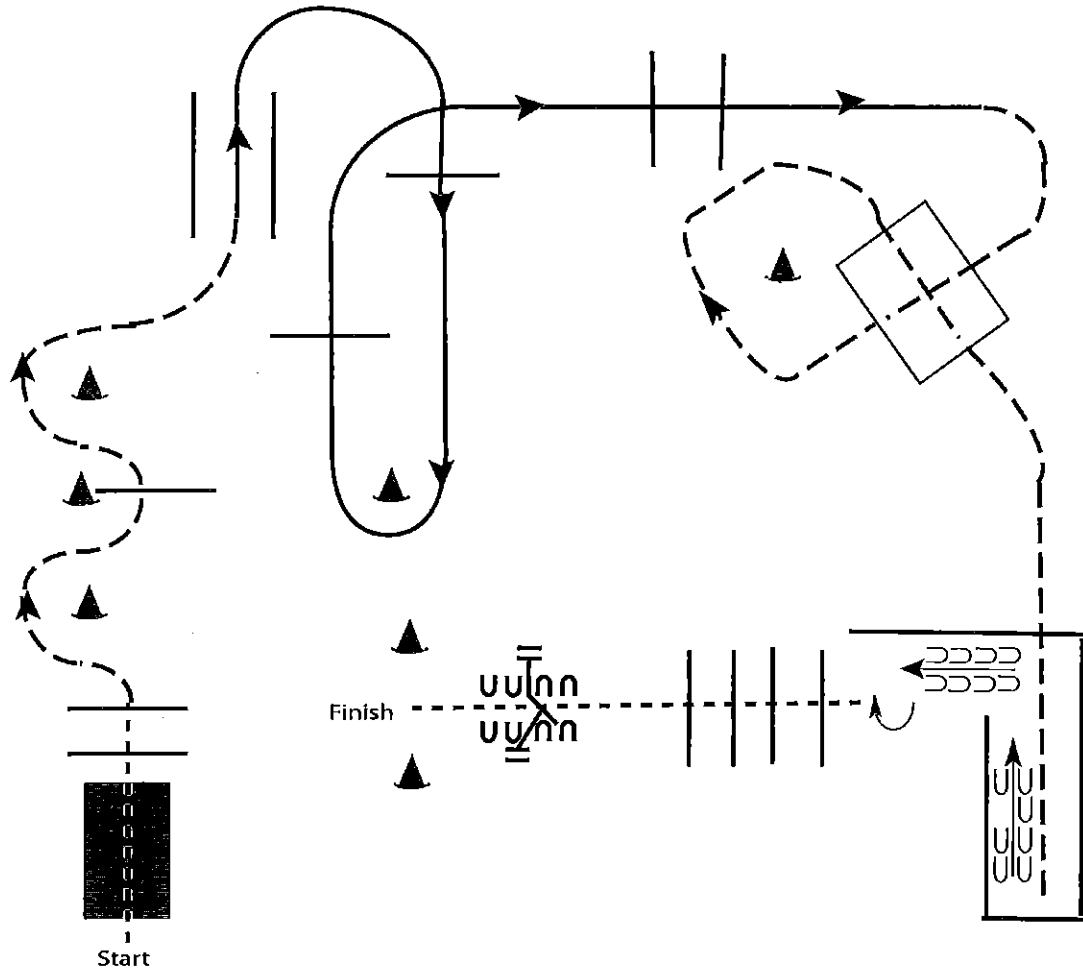
Pattern Provided by:
Iris Van Rompaey

WESTERN CUP Introductory Show

Ruitershoeve

Trail Amateur

Show Date: 09/25/2022



Begin at Start.

1. Walk over bridge and over poles.
2. Jog through serpentine and over pole.
3. Lope on the right lead over poles.
4. Jog through box and into chute.
5. Back the L.
6. Turn 180 degrees and walk over elevated poles.
7. Work gate with left hand.

Walk	-----
Jog	- - - - -
Extended Jog	- - - - -
Lope	—————
Leg Yield	
Lead Change	—/—
Back	← 3333
Marker	Ⓚ
Sidepass	←-----→

[T/2-7]

Pattern Provided by:

Iris Van Rompaey

WWW.HORSESHOWPATTERNS.COM

WWW.HORSESHOWPATTERNS.COM

WESTERN CUP Introductory Show

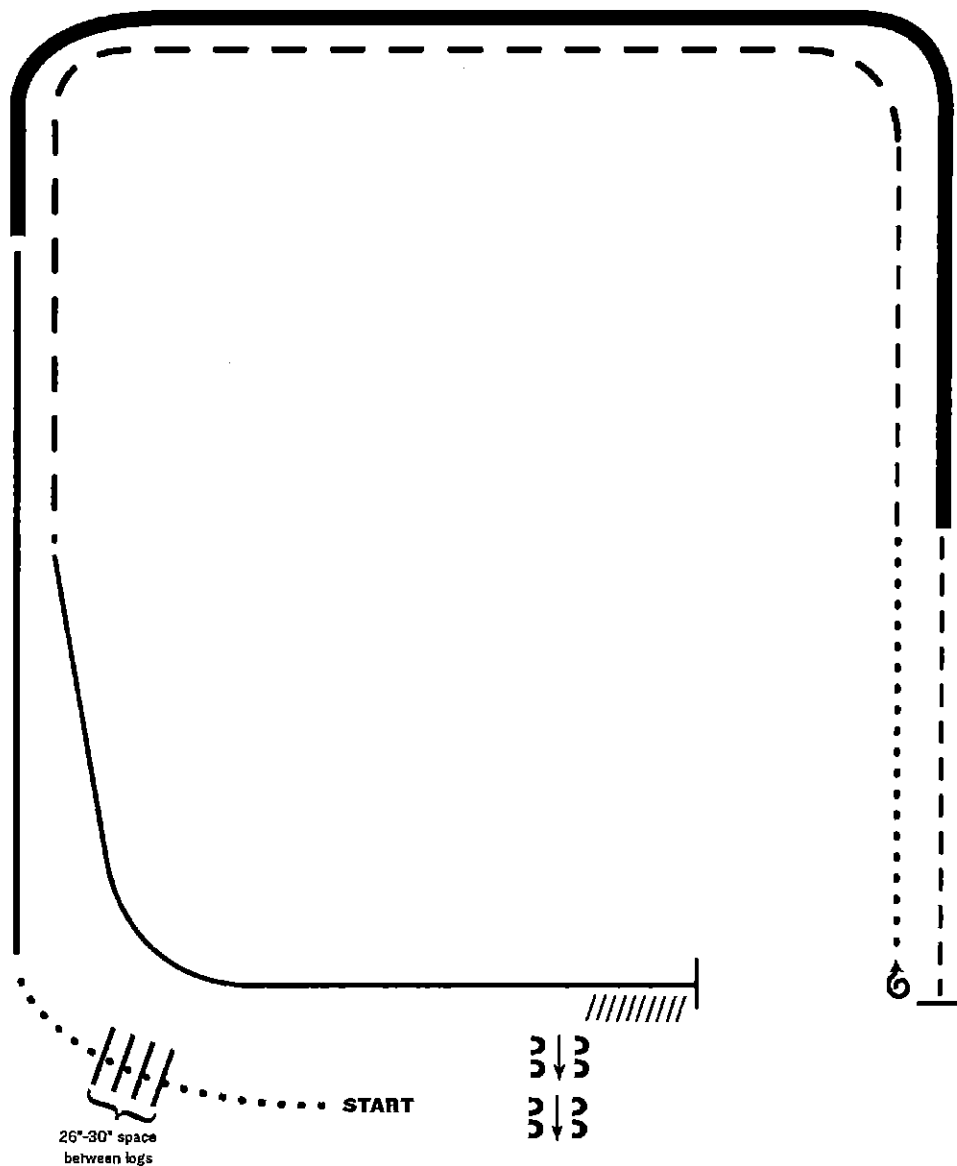
Ruitershoeve

ranch Riding Beginners

Show Date: 09/25/2022

W W W . H O R S E S H O W P A T T E R N S . C O M

W W W . H O R S E S H O W P A T T E R N S . C O M



1. Walk
2. Walk over logs
3. Lope right lead
4. Extended lope (right lead)
5. Trot
6. Stop, 1 1/2 turns right
7. Walk
8. Trot
9. Extended trot
10. Lope left lead
11. Stop and Back
12. Side pass right

Note: The drawn description of this pattern is only intended for the general depiction of the pattern. Exhibitors should utilize the arena space to best exhibit their horses.

[RR/AQHA-6]

Pattern Provided by:
Iris Van Rompaey

WESTERN CUP Introductory Show

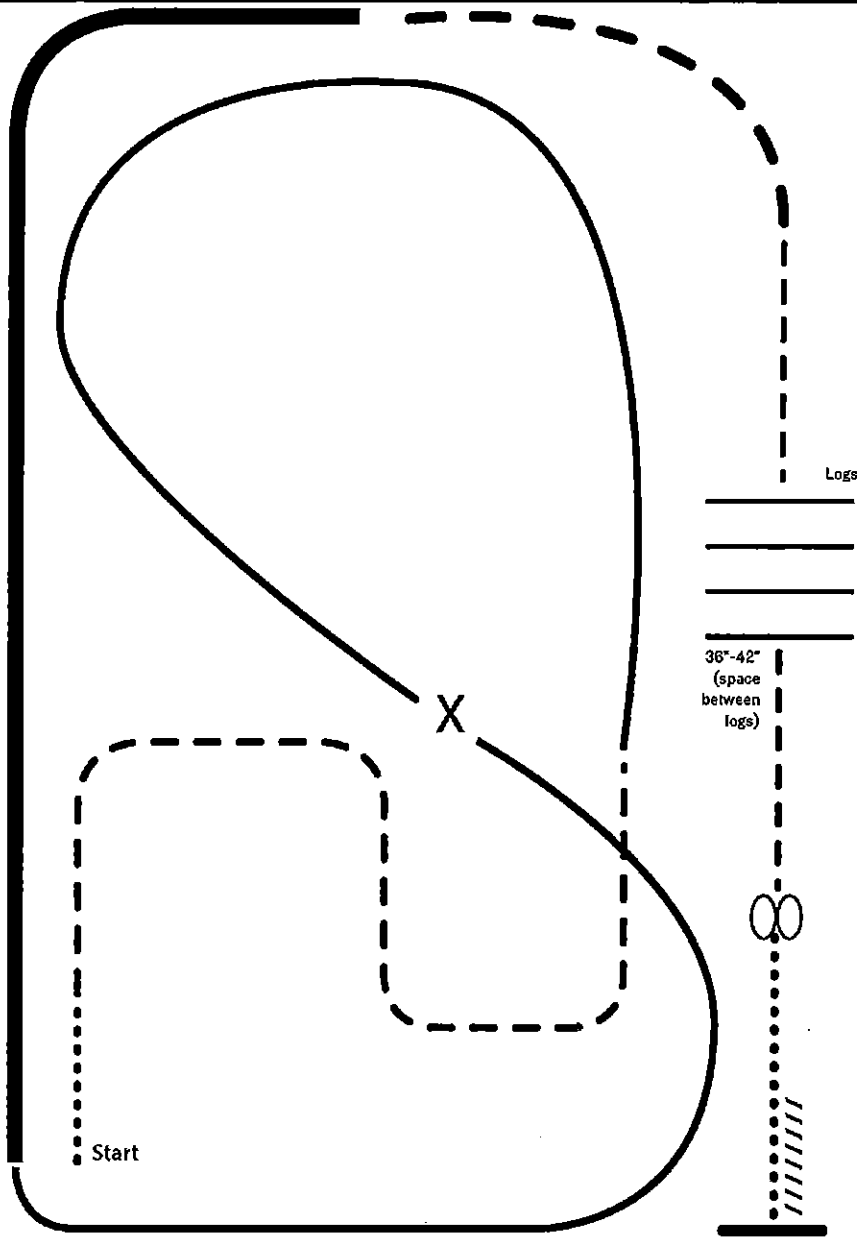
Ruitershoeve

Ranch Riding Amateur

Show Date: 09/25/2022

W W W . H o r s e S h o w P a t t e r n s . c o m

W W W . H o r s e S h o w P a t t e r n s . c o m



- X Lead Change
- Walk
- - - Trot
- - - Ext trot
- — — Lope
- — — Ext Lope
- ////// Back

- I. Walk
2. Trot serpentine
3. Lope left lead around the end of the arena and then diagonally across the arena
4. Change leads (simple or flying) and
5. Lope on the right lead around end of the arena
6. Extend lope on the straight away and around corner to the center of the arena
7. Extend trot around corner of the arena
8. Collect to a trot
9. Trot over logs
10. Stop, do 360 degree turn each direction (either direction 1st) (L-R or R-L)
11. Walk, stop and back

[RR/AQHA-3]

Pattern Provided by:
Iris Van Rompaey